

# Animal Disease Reporting for the month August 2023

---



Sub-Directorate Epidemiology  
Directorate Animal Health  
23 January 2024

## Introduction

According to the Animal Diseases Act, 1984 (Act 35 of 1984) Controlled and Notifiable Diseases must be reported to the local State Veterinarian. The local State Veterinarian compiles a monthly report on diseases that occurred in his/her State Vet Area and submits this report to the Provincial Director of Veterinary Services. At a Provincial level, all these reports are combined to compile a disease report for the province and this report is submitted to the Sub-Directorate Epidemiology in the Directorate Animal Health at the Department of Agriculture, Land Reform and Rural Development. All the provincial reports are combined to compile a national disease report.

### Purpose of disease reporting

Reasons for disease reporting are:

- Proof of freedom
- Detection of outbreaks of important diseases
  - Prevent the spread of the disease
  - Institute control programs
  - Eradication of a disease
  - Warn neighbouring farmers/trade partners/neighbouring countries
  - Prevent the spread/occurrence of a disease in humans, e.g. rabies
  - Decrease the economic impact of a disease
  - Prevent spread of diseases to trading partners
- Disease control

### Summary Statistics of the August 2023 report

Total number of outbreak and vaccination reports (data lines)	3,486
Total number of outbreaks	214
Total number of animals involved (cases)	519,949
Total number of diseases involved in outbreaks	50
Total number of State Vet Areas that reported	113
Total number of Local Municipalities reported from	164
Total number of species involved in outbreaks	21

## Reported Disease Outbreaks

The following tables indicate the disease outbreaks reported by the Provincial Veterinary Services.

### Controlled Diseases

The following table indicates the reports of Controlled Diseases

	Eastern Cape Province	Free State	Gauteng	Kruger National Park	KwaZulu-Natal	Limpopo	Mpumalanga	North West Province	Northern Cape Province	Western Cape Province	Total
African Horse Sickness	0	0	1	0	0	0	0	1	0	0	2
African Swine Fever	0	0	2	0	0	0	0	1	0	0	3
Anthrax	0	0	0	7	0	0	0	0	0	0	7
Avian Influenza: H6	1	0	0	0	0	0	0	0	0	1	2
Avian Influenza: Highly Pathogenic: All HP, H5 And H7 / Fowl Plague	2	1	30	0	2	2	2	2	0	4	45
Avian Influenza: Low Pathogenic: Other	1	0	0	0	0	0	0	0	0	2	3
Bovine Brucellosis (Brucella abortus)	0	14	0	0	2	0	4	9	0	0	29
Bovine Tuberculosis (Mycobacterium bovis)	1	0	0	1	0	0	0	0	0	0	2
Rabies	11	0	0	0	18	0	1	4	1	1	36
Salmonella enteritidis	0	0	0	0	0	0	0	0	0	1	1
Sheep Scab	1	6	2	0	0	0	0	0	2	0	11
Viral Haemorrhagic Disease Of Rabbits	0	0	0	0	0	0	0	0	0	2	2
<b>Total</b>	<b>17</b>	<b>21</b>	<b>35</b>	<b>8</b>	<b>22</b>	<b>2</b>	<b>7</b>	<b>17</b>	<b>3</b>	<b>11</b>	<b>143</b>

### Notifiable diseases

The following table indicates the reports of Notifiable diseases

	Eastern Cape Province	Free State	Gauteng	Kruger National Park	KwaZulu-Natal	Limpopo	Mpumalanga	North West Province	Northern Cape Province	Western Cape Province	Total
Bluetongue	0	0	0	0	0	0	0	0	0	1	1
Lumpy Skin Disease	1	0	0	0	0	2	0	0	0	0	3
Strangles	0	0	2	0	0	0	0	0	0	0	2
Swine Erysipelas / Diamond skin disease	0	0	0	0	0	0	0	0	0	2	2
Total	1	0	2	0	0	2	0	0	0	3	8

### Other diseases

The following table indicates the reports of diseases that are not Controlled or Notifiable. Reporting of these diseases are not compulsory.

	Eastern Cape Province	Free State	Gauteng	Kruger National Park	KwaZulu-Natal	Limpopo	Mpumalanga	North West Province	Northern Cape Province	Western Cape Province	Total
Blackleg (Sponssiekte)	0	0	0	0	0	1	0	0	0	0	1
Bovine Papilloma Virus	1	0	0	0	0	0	0	0	0	0	1
Brucella Ovis Infection (Ovine Epididymitis)	0	1	0	0	0	0	0	0	0	0	1
Canine Babesioses	19	0	0	0	0	1	0	0	0	0	20
Canine brucellosis	0	1	0	0	0	0	0	0	0	0	1
Canine Ehrlichia	0	0	0	0	0	1	0	0	0	0	1

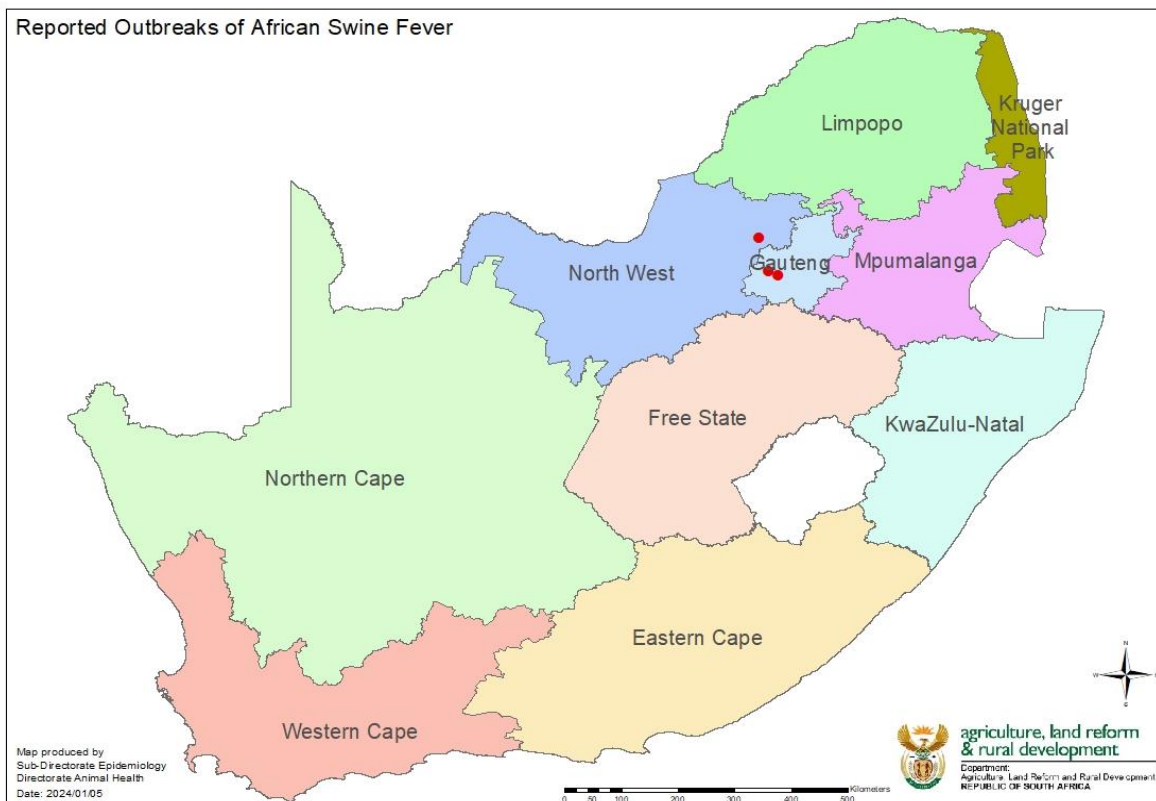
	Eastern Cape Province	Free State	Gauteng	Kruger National Park	KwaZulu-Natal	Limpopo	Mpumalanga	North West Province	Northern Cape Province	Western Cape Province	Total
Canine Parvo Virus	0	0	0	0	0	0	0	0	25	0	25
Coccidiosis	1	0	0	0	0	0	0	0	0	0	1
Contagious Pustular Dermatitis / Orf	0	1	0	0	0	0	0	0	0	0	1
Echinococcosis/Hydatidosis (E. granulosis / E. multilocularis)	1	0	0	0	0	0	0	0	0	0	1
Enterotoxaemia	1	0	0	0	0	0	0	0	0	0	1
Heartwater	1	0	0	0	0	1	0	0	0	0	2
Horse Mange	1	0	0	0	0	0	0	0	0	0	1
Leptospirosis	1	0	0	0	0	0	0	0	0	0	1
Other Clostridial Infections	0	0	0	0	0	0	0	1	0	0	1
Other Pasteurellosis	0	0	0	0	0	1	0	0	0	0	1
Q Fever	1	0	0	0	0	0	0	0	0	0	1
Sarcoptic Mange	1	0	0	0	0	0	0	0	0	0	1
West Nile Fever	0	0	0	0	0	0	0	0	0	1	1
Total	28	3	0	0	0	5	0	1	25	1	63

## Information and maps of Specific Diseases

### African swine fever (ASF)

The following table indicates the number of reported ASF outbreaks per province

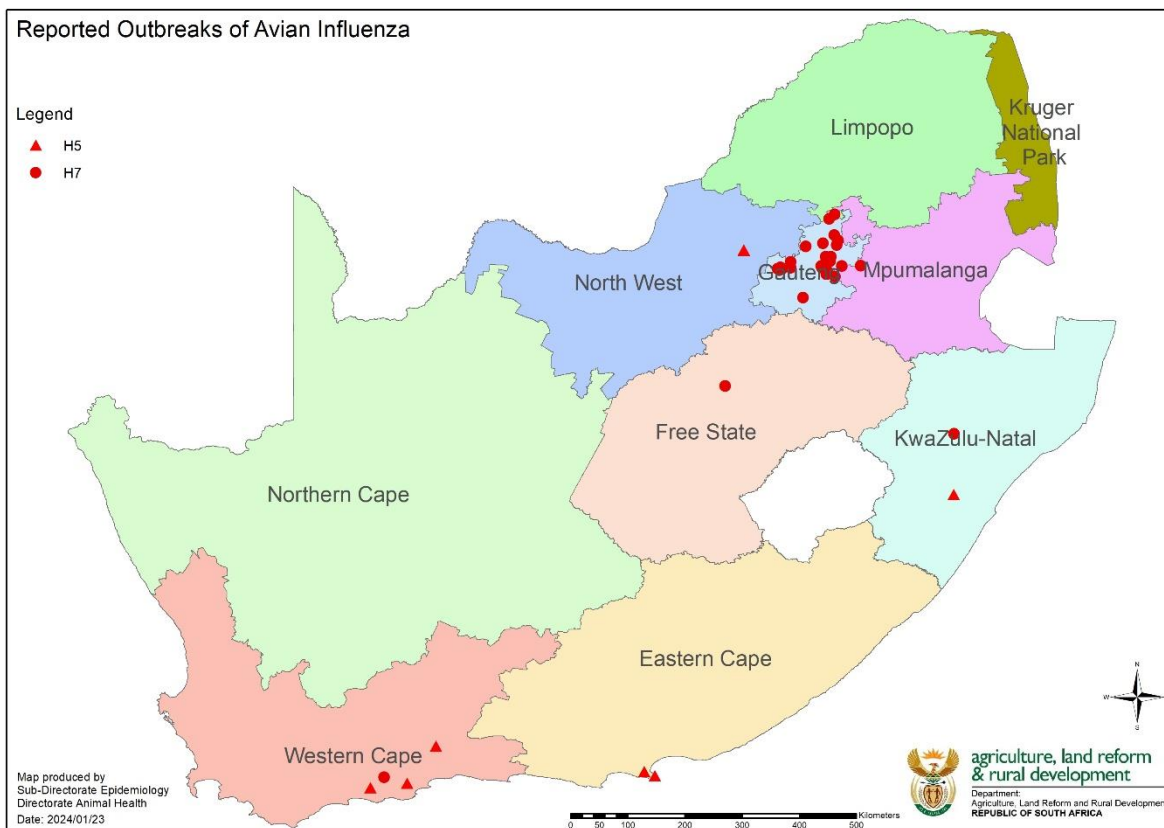
Province	Number of reported outbreaks
Gauteng	2
North West Province	1



## Avian Influenza

The following table indicates the number of reported Avian Influenza outbreaks per province

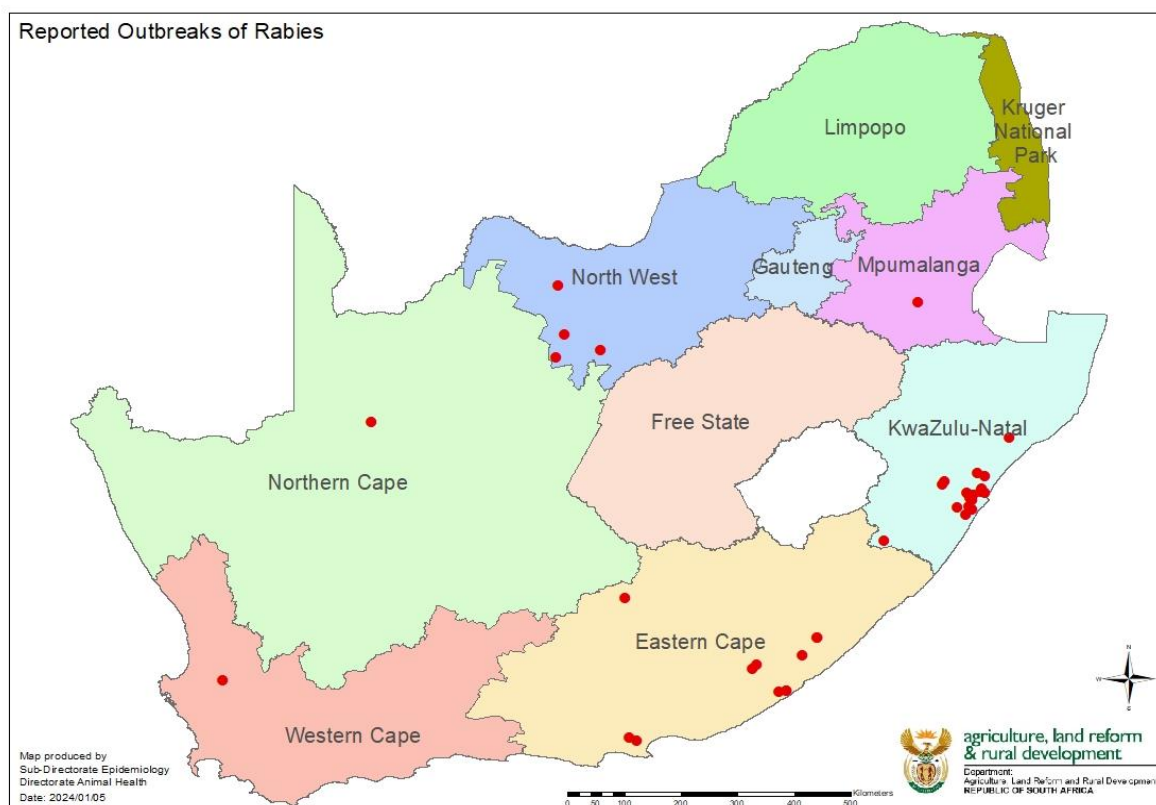
Province	Avian Influenza Strain	Number of reported outbreaks
Eastern Cape Province	Avian Influenza: Highly Pathogenic: All HP, H5 And H7 / Fowl Plague	2
Free State	Avian Influenza: Highly Pathogenic: All HP, H5 And H7 / Fowl Plague	1
Gauteng	Avian Influenza: Highly Pathogenic: All HP, H5 And H7 / Fowl Plague	30
KwaZulu-Natal	Avian Influenza: Highly Pathogenic: All HP, H5 And H7 / Fowl Plague	2
Limpopo	Avian Influenza: Highly Pathogenic: All HP, H5 And H7 / Fowl Plague	2
Mpumalanga	Avian Influenza: Highly Pathogenic: All HP, H5 And H7 / Fowl Plague	2
North West Province	Avian Influenza: Highly Pathogenic: All HP, H5 And H7 / Fowl Plague	2
Western Cape Province	Avian Influenza: Highly Pathogenic: All HP, H5 And H7 / Fowl Plague	4



## Rabies

The following table indicates the number of reported rabies outbreaks per province

Province	Number of reported outbreaks
Eastern Cape Province	11
KwaZulu-Natal	18
Mpumalanga	1
North West Province	4
Northern Cape Province	1
Western Cape Province	1

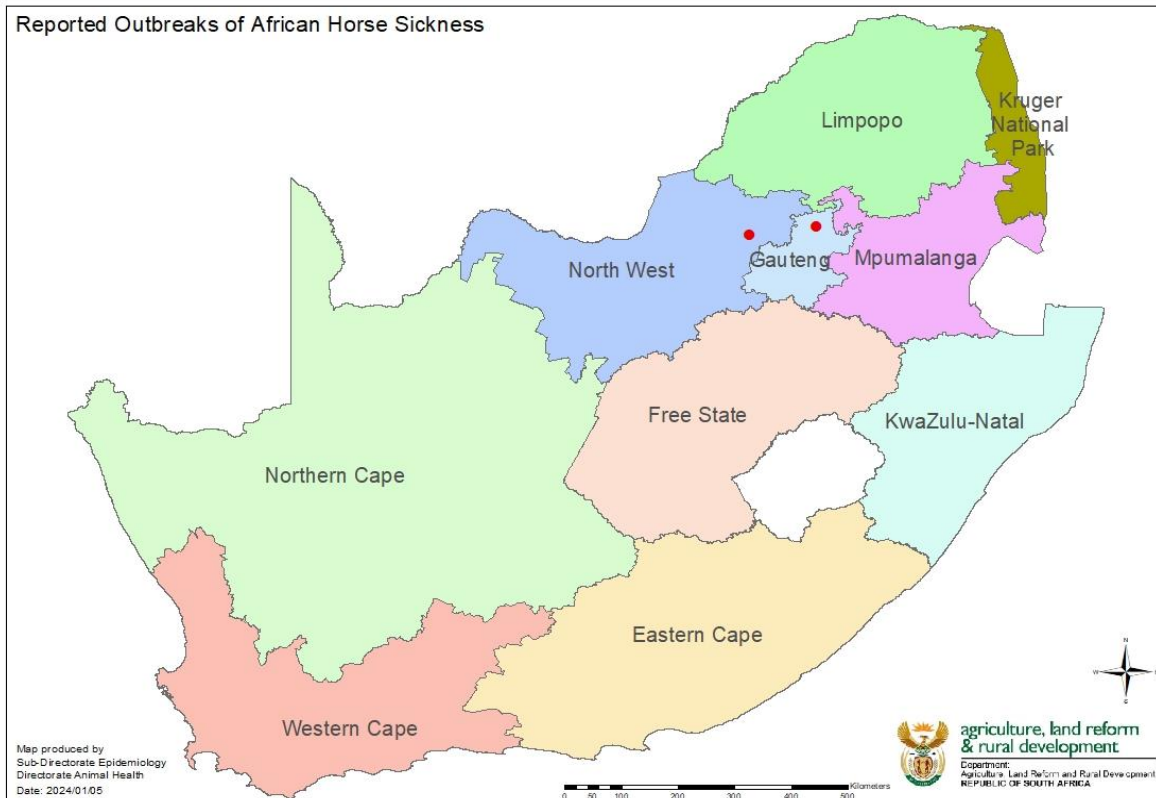




## African Horse Sickness

The following table indicates the number of reported AHS outbreaks per province

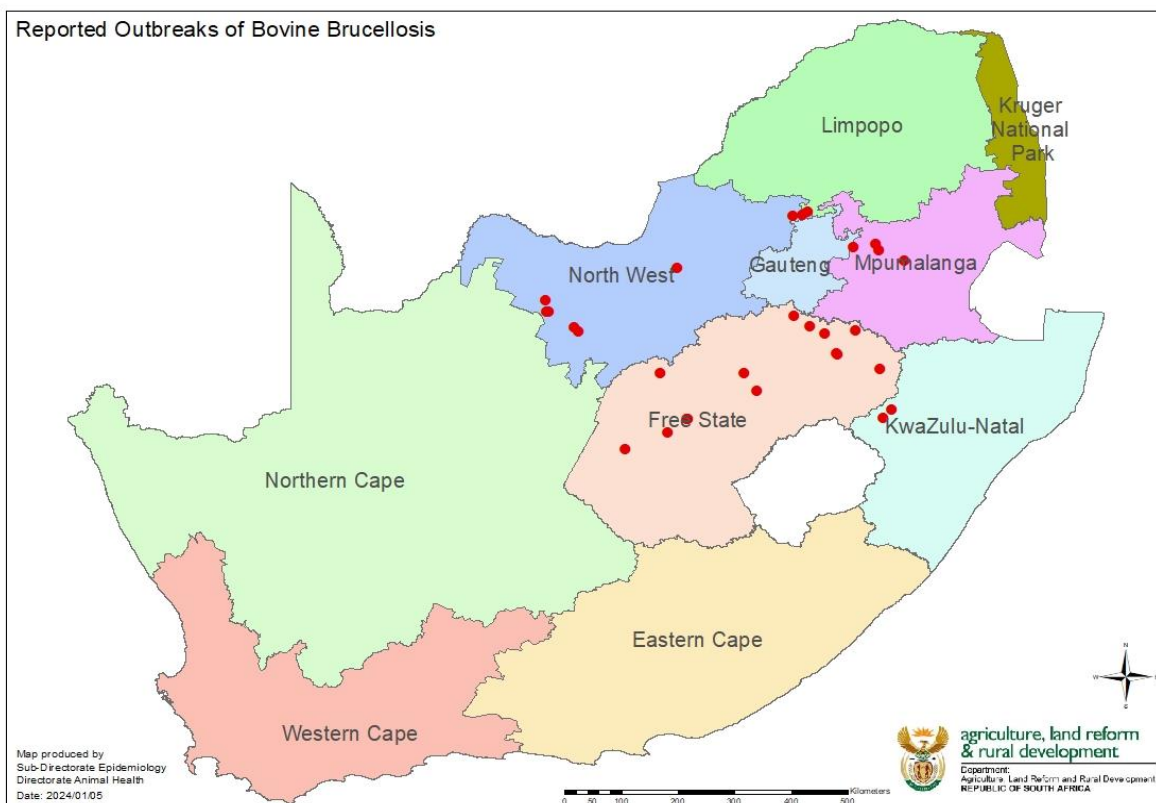
Province	Number of reported outbreaks
Gauteng	1
North West Province	1



## Bovine Brucellosis

The following table indicates the number of reported Bovine Brucellosis outbreaks per province

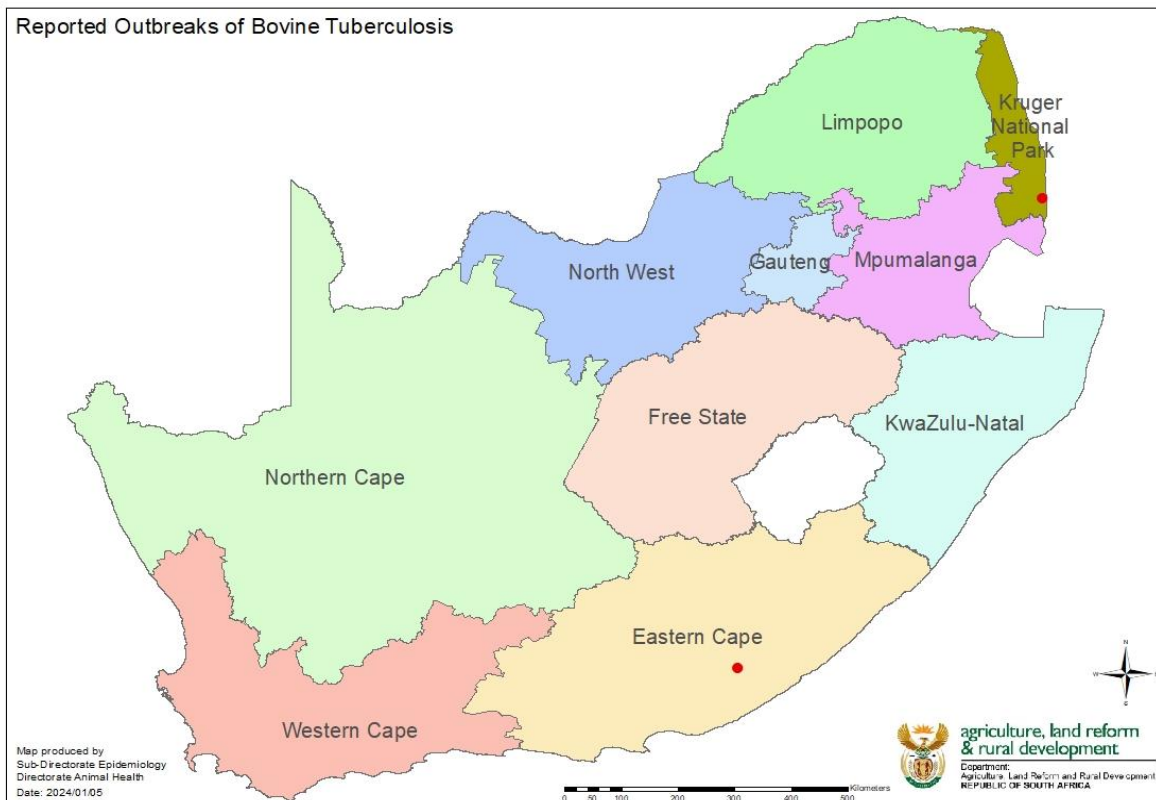
Province	Number of reported outbreaks
Free State	14
KwaZulu-Natal	2
Mpumalanga	4
North West Province	9



## Bovine Tuberculosis

The following table indicates the number of reported Bovine Tuberculosis outbreaks per province

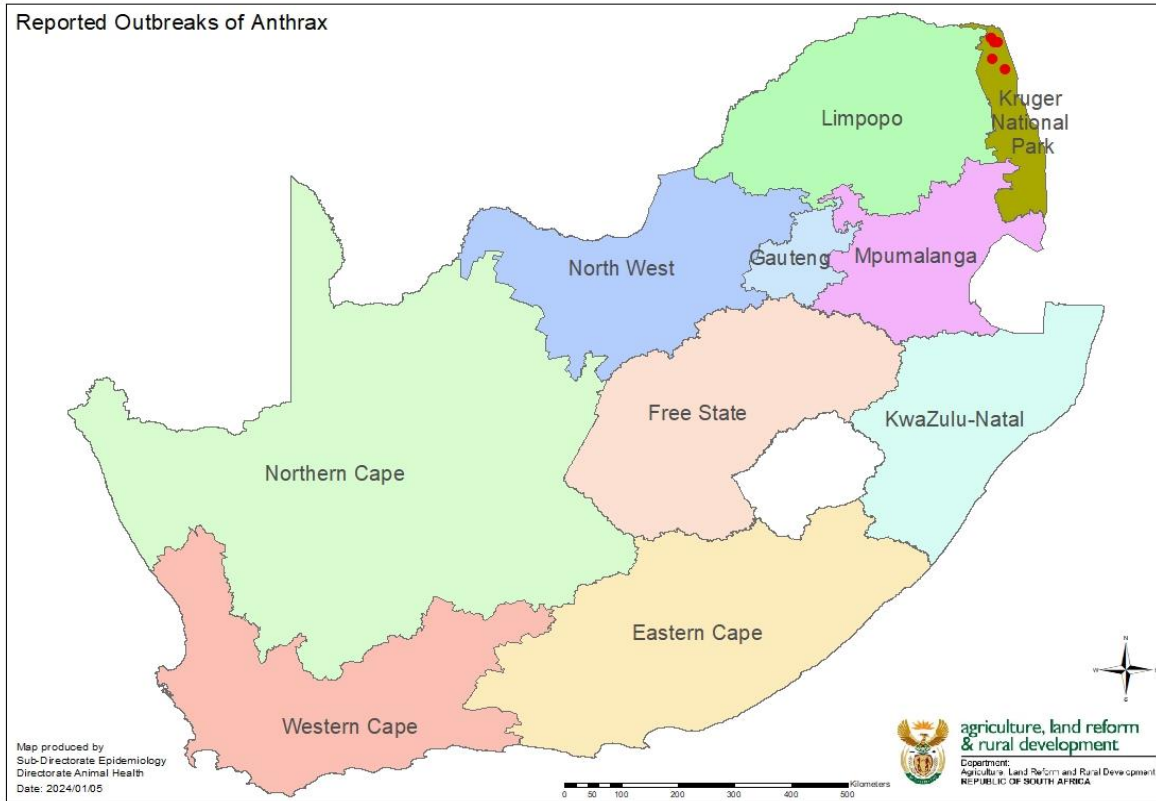
Province	Number of reported outbreaks
Eastern Cape Province	1
Kruger National Park	1



## Anthrax

The following table indicates the number of reported Anthrax outbreaks per province

Province	Number of reported outbreaks
Kruger National Park	7



## Disclaimer

Please take note that this report was automatically compiled using R, R-Studio, several R packages and the South African Animal Health Information System (SAAHIS). Any errors in the data will be copied verbatim into this report.

The data in this report only reflects reports received from the Provincial Veterinary Services and the data was not collected for the purposes of research. Any interpretation of this data should be done with full consideration of the situation on the ground and South Africa's Disease Reporting System.

For further details please contact the Sub-Directorate Epidemiology, Directorate Animal Health ([Epidemiology@dalrrd.gov.za](mailto:Epidemiology@dalrrd.gov.za)).

## References

Directorate Animal Health, 2023, 'South African Animal Health Information System'.

Gohel, D., 2018, 'officer: Manipulation of Microsoft Word and PowerPoint Documents ', from <https://CRAN.R-project.org/package=officer>.

R Core Team, 2018, 'R: A Language and Environment for Statistical Computing', from <http://www.r-project.org/>.

Ripley, B. & Lapsley, M., 2018, 'RODBC: ODBC Database Access', from <http://cran.r-project.org/package=RODBC>.

RStudio Team, 2018, 'RStudio: Integrated Development Environment for R', from <http://www.rstudio.com/>.